

ONE View – North America Customer Newsletter

July 2nd, 2021



General Overview

July 4th Alert: Historic volumes and increased dwell times on street have stretched available capacity everywhere. Please expedite your pickup and return of containers to help ensure cargo fluidity. Historically dwell times increase after a major Holiday. **Sunday the 4th of July is Independence Day (Terminals partially open) and Monday, July 5th is ILWU's** (International Longshore & Warehouse Union) "**Bloody Thursday**", all Terminals on the U.S. West Coast will be completely closed. Also, peak season is almost upon us and we're expecting volumes to increase later this month, which is why it's very important not to hold on to your equipment. Earlier this week Terminal gates were closed in Seattle and Tacoma on Monday, June 28th, due to strong heat. There has been an increased struggle in Rail Car supply on the West Coast, caused by huge volumes, that affected the Chassis Pool to become tight in the Mid-West region. Following most critical areas affected by the Chassis Pool being tight are Denver, Houston, Minneapolis, Chicago, Indianapolis, Memphis, Charleston, and Atlanta. For details, you can scroll to the bottom and "ONE North America's Resources" and click on the links.

Terminal Conditions for USA/CANADA

- **Pacific North West** – On Monday, June 28th, due to hot weather terminals gates were closed at Seattle T18 & WUT. Huskey terminal was partially open. Operations resumed at 0300 hours Tuesday, July 29th. Current average rail dwell as follows: WUT **8 days** rail dwell time average. Husky Terminal, **2 days** rail dwell average. Seattle T18, **20 days** rail dwell average. Vancouver and Prince Rupert Terminals remain stable and not experiencing any huge congestion issues. Majority of ONE's decked rail imports are at WUT terminal.
- **Port of Oakland** – OCIT and Trapac both terminals averaging **4 days** rail dwell time. However, there are 21 ships waiting to berth, which is forcing terminals carefully meter the discharge of imports. This week Oakland has been encountering more skilled labor shortage, which may increase during **July 4th and 5th Holidays**.
- **Port of Los Angeles/Long Beach** – LA/LB is at 18 vessels waiting. However, there's still a huge volume of imports to be moved out. All terminals are averaging **11-24 days** of rail dwell. Majority of our decked units are at YTI and ITS terminals.
- **East Coast** - GCT-BAYONNE (New Jersey), MAHER (New York), GPA (Savannah), NIT/VIG (Norfolk), SCPA (Charleston) and Houston terminals are facing huge turn times of 1 to 2 hours because of record volume cargo that's putting a strain on Truck capacity and Chassis. As of this week, it's been reported that there are 9 vessels waiting for berth at Savannah caused by a dredging project that will last about another month.

RAIL NETWORK in G3 & G4 Chicago, IL (update July 2nd)

As mention two weeks ago of ONE's plan to rail 40' import containers from Tacoma and Long Beach to G3 (to be decked) and later shuttled to G4 for containers to be picked up on wheels. Here is an update of our progress made so far:

- Since the start of this operation, we've had a reduction of 31% decked imports at G4.
- The number of decked units at G4 is slowly reducing.
- Our Ops Teams is working closely with G4 to focus on most aging units decked.

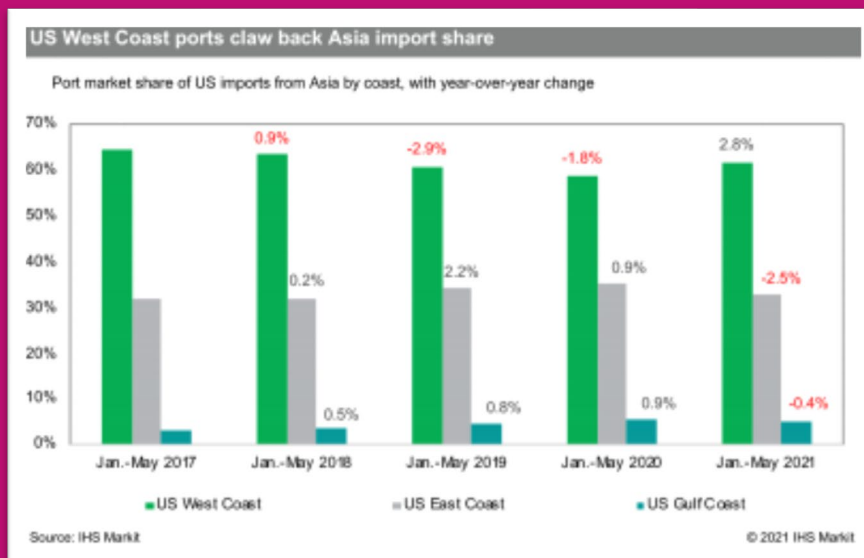
RAIL NETWORK in G3 & G4 Chicago, IL (Reference Map)



Average Rail Transit Times (1st half of June 2021)

From Los Angeles/Long Beach	From Seattle/Tacoma/Vancouver
Atlanta, GA – 17 Days	Atlanta, GA – 18 Days
Chicago, IL – 15 Days	Chicago, IL – 21 Days
Cleveland, OH – 19 Days	Cleveland, OH – 16 Days
Columbus, OH – 19 Days	Columbus, OH – 16 Days
Dallas, TX – 15 Days	Detroit, MI – 12 Days
Detroit, MI – 19 Days	Kansas City, KS – 12 Days
Houston, TX – 17 Days	St. Louis, MO – 15 Days
Kansas City, KS – 16 Days	Memphis, TN – 13 Days
St. Louis, MO – 18 Days	New York, NY – 29 Days
Memphis, TN – 16 Days	
New York, NY – 30 Days	

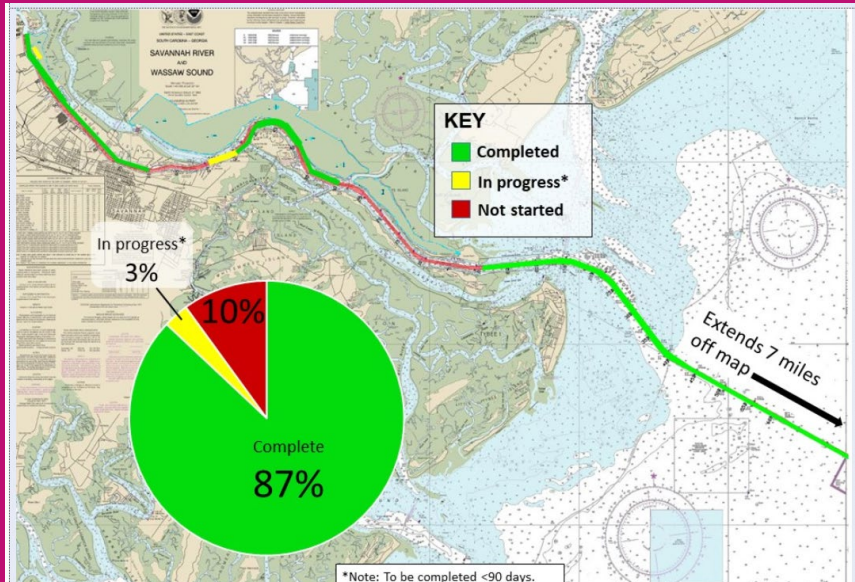
Port Market Share of U.S. Imports from Asia by Coast



Anchor and Berth at Select Ports

Port Location	Total Vessels (all Lines)	Days Waiting
Los Angeles/Long Beach, CA	18	0-2 days
Oakland, CA	21	8-20 days
Seattle/Tacoma, WA	6	3-6 days
Vancouver, BC (Canada)	5	0-4 days
Savannah, GA	9	0-2 days

Dredging project temporarily slows vessel activity at Port of Savannah, harbor deepening moves to berth areas, adding to wait time.



NEW EC6 SERVICE COMMENCE (Direct service from Asia to Gulf)

The vessel ONE Modern 056E has called Houston, Tx on June 13th, the next port of call is Mobile, Al 17th, and New Orleans on the 20th. Following vessel will be the ONE Matrix 061E call Houston, Tx July 9th. Following are the links to the schedule and the service shown below.

[Click Here for Service Maps](#)

[Click Here for Schedule](#)

ASIA – NORTH AMERICA | EC6: East Coast 6

Last update : 6-May-2021

PORT ROTATION (Terminals are subject to change)

ORIGIN	ETA/ETD	TERMINAL
Kaohsiung	SUN/SUN	Kao Ming Container Terminal (KMCT)
Hongkong	TUE/TUE	Hong Kong Seaport Alliance (HKSPA)
Yantian	WED/THU	Yantian International Container Terminal (YICT)
Ningbo	SAT/SUN	Ningbo Port Beilun Second Container Terminal (NBSC2)
Shanghai	SUN/MON	SIPG Yangshan Phase IV
Pusan	TUE/WED	TBN
Houston	SAT/MON	Barbours Cut Terminal (BCT)
Mobile	TUE/WED	APMT
New Orleans	FRI/SAT	Napoleon Avenue Terminal
Kaohsiung	SUN/SUN	Kao Ming Container Terminal (KMCT)
Turnaround days:	70	

TPWB	HOU	MOB	MSY	TPWB	KHH	HKG	YTN	NGB	YSA	PUS
KHH	34	37	40	HOU	34	36	37	40	41	43
HKG	32	35	38	MOB	32	34	35	38	39	41
YTN	30	33	36	MSY	29	31	32	35	36	38
NGB	27	30	33							
YSA	26	29	32							
PUS	24	27	30							

KEY TRANSIT TABLE - UNLOCODE PORT NAME & COUNTRY NAME

KHH: Kaohsiung, Taiwan | HKG: Hongkong, China | YTN: Yantian, China | NGB: Ningbo, China | YSA: Yangshan, China | PUS: Pusan, Korea | HOU: Houston, USA | MOB: Mobile, USA | MSY: New Orleans, USA

Yantian Disruption LATEST Update

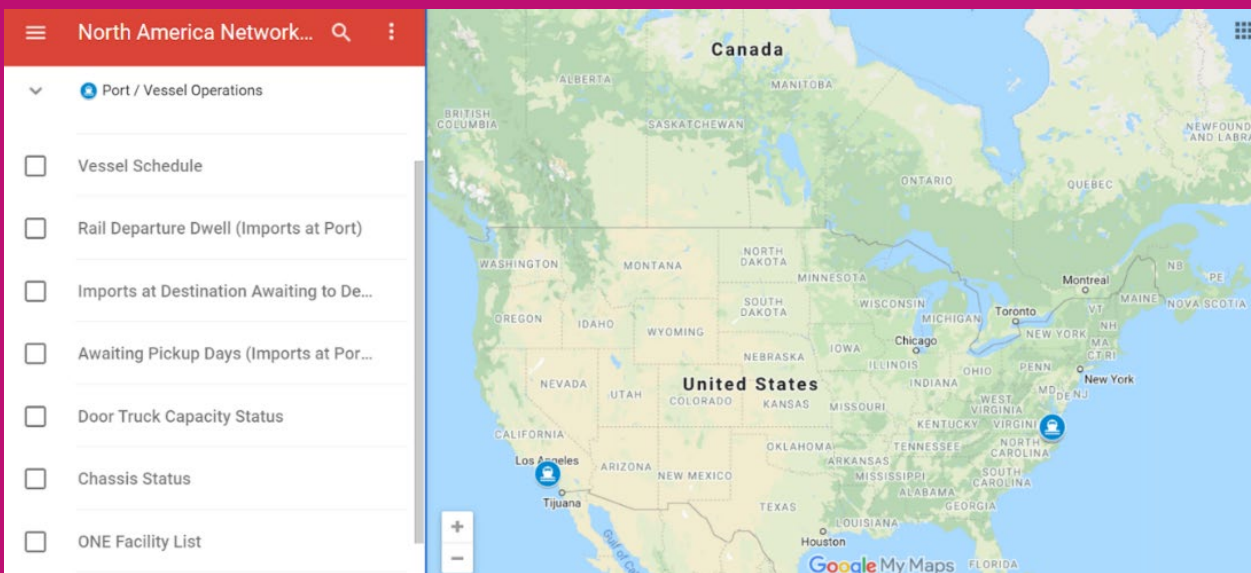
Yantian is close to full operation, all berths are open, and no vessels are waiting for berth or waiting at anchor. However, due to the disruption that started in May, it's being forecasted that the backlog of containers will take one month to clear up.

ONE's North America Resources

With your ONE eCommerce Login you have access to ONE's North America Network Map and Port Gate Calendar which contain detailed information like Vessel Schedules, Rail Departure Dwell, Door Truck Capacity, Chassis Status and much more.

Please note – The image and message will remain the same but data is updated three times per week.

[Click Here for the North America Network Map](#)



[Click Here for the ONE Gate Calendar](#)

ONE Partner Facilities Gate Calendar						
Today	May 2021					Print Week Month Agenda
Sun	Mon	Tue	Wed	Thu	Fri	Sat
TRAPAC LAX Open					APMT & WBCT also open 2nd shift	APMT, ITS & TRAPAC LAX OPEN
TRAPAC LAX Open				2nd shift LA/LB Monthly stop w	APMT, WBCT & Trapac LAX also	ITS, WBCT & TRAPAC LAX OPE
TRAPAC LAX Open					APMT, WBCT & Trapac LAX also	ITS, WBCT & TRAPAC LAX open
TRAPAC LAX Open				8pm Oakland Stop Work Mtg 2nd	APMT, WBCT & Trapac LAX also	WBCT & Trapac LAX Open
Trapac LAX Open	ONE-LINE FACILITY HOLIDAY		YTI closed 2nd shift		APMT, WBCT & Trapac LAX also	WBCT, ITS & Trapac LAX Open
	ONE-LINE FACILITY HOLIDAY				APMT also open 2nd shift	