

AS ONE, WE CAN.

**ONE**

OCEAN NETWORK EXPRESS

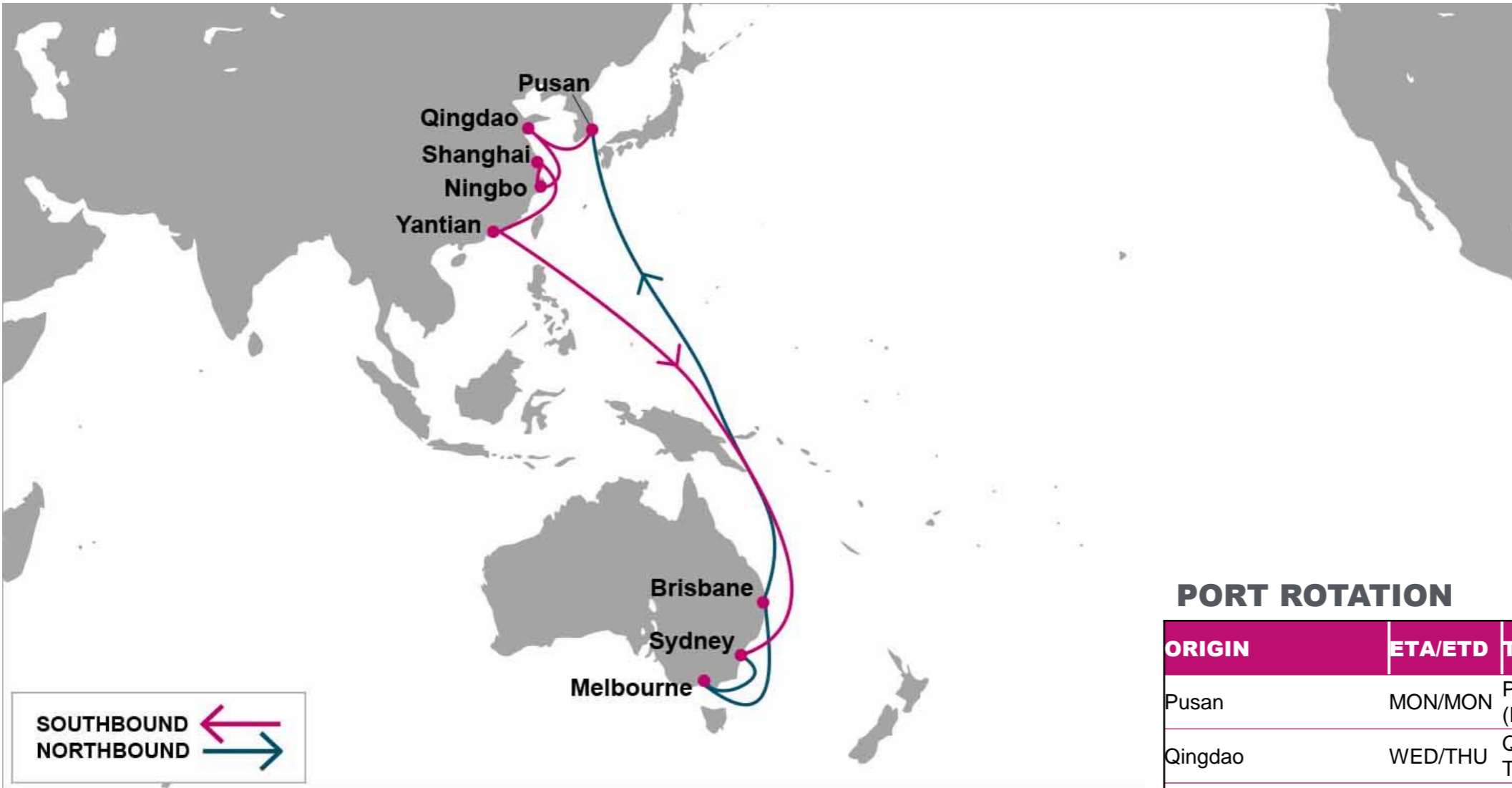


Service Maps  
**OCEANIA**

---

Copyright © Ocean Network Express Pte. Ltd. All Rights Reserved

For more information, please click [here](#)



**PORT ROTATION**

(Terminals are subject to change)

ORIGIN	ETA/ETD	TERMINAL
Pusan	MON/MON	Pusan Newport International Terminal (PNIT)
Qingdao	WED/THU	Qingdao New Qianwan Container Tml (QQCT)
Ningbo	FRI/SAT	Ningbo Beilun International/First Container Terminals (NBCT)
Shanghai	SUN/MON	SIPG Waigaoqiao Phase V/VI (SMCT)
Yantian	THU/THU	Yantian International Container Terminal (YICT)
Sydney	MON/WED	Patrick Terminals
Melbourne	THU/FRI	Victoria International Container Terminal (VICT)
Brisbane	MON/TUE	HPH Brisbane
Pusan	MON/MON	Pusan Newport International Terminal (PNIT)
<b>Turnaround days: 42</b>		

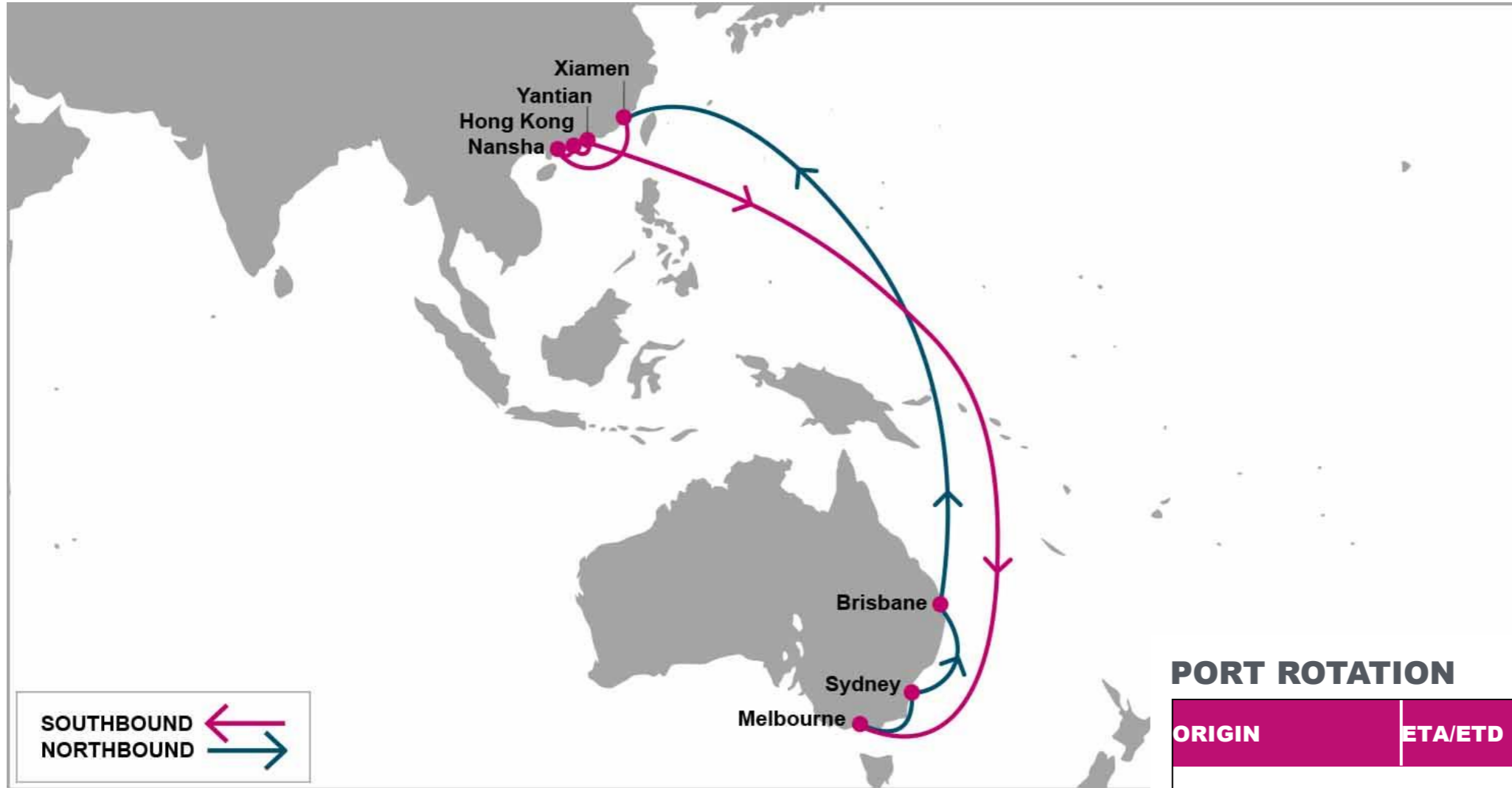
S/B	SYD	MEL	BNE	N/B	PUS	TAO	NGB	SHA	YTN
PUS	21	24	28	SYD	19	21	23	25	29
TAO	18	21	25	MEL	17	19	21	23	27
NGB	16	19	23	BNE	13	15	17	19	23
SHA	14	17	21						
YTN	11	14	18						

**KEY TRANSIT TABLE - UNLOCODE PORT NAME & COUNTRY NAME**

**PUS:** Pusan, South Korea | **TAO:** Qingdao, China | **NGB:** Ningbo, China | **SHA:** Shanghai, China | **YTN:** Yantian, China | **SYD:** Sydney, Australia | **MEL:** Melbourne, Australia | **BNE:** Brisbane, Australia

NOTE: Transit times and port rotation are as of now and subject to change

For more information, please click [here](#)



**PORT ROTATION**

(Terminals are subject to change)

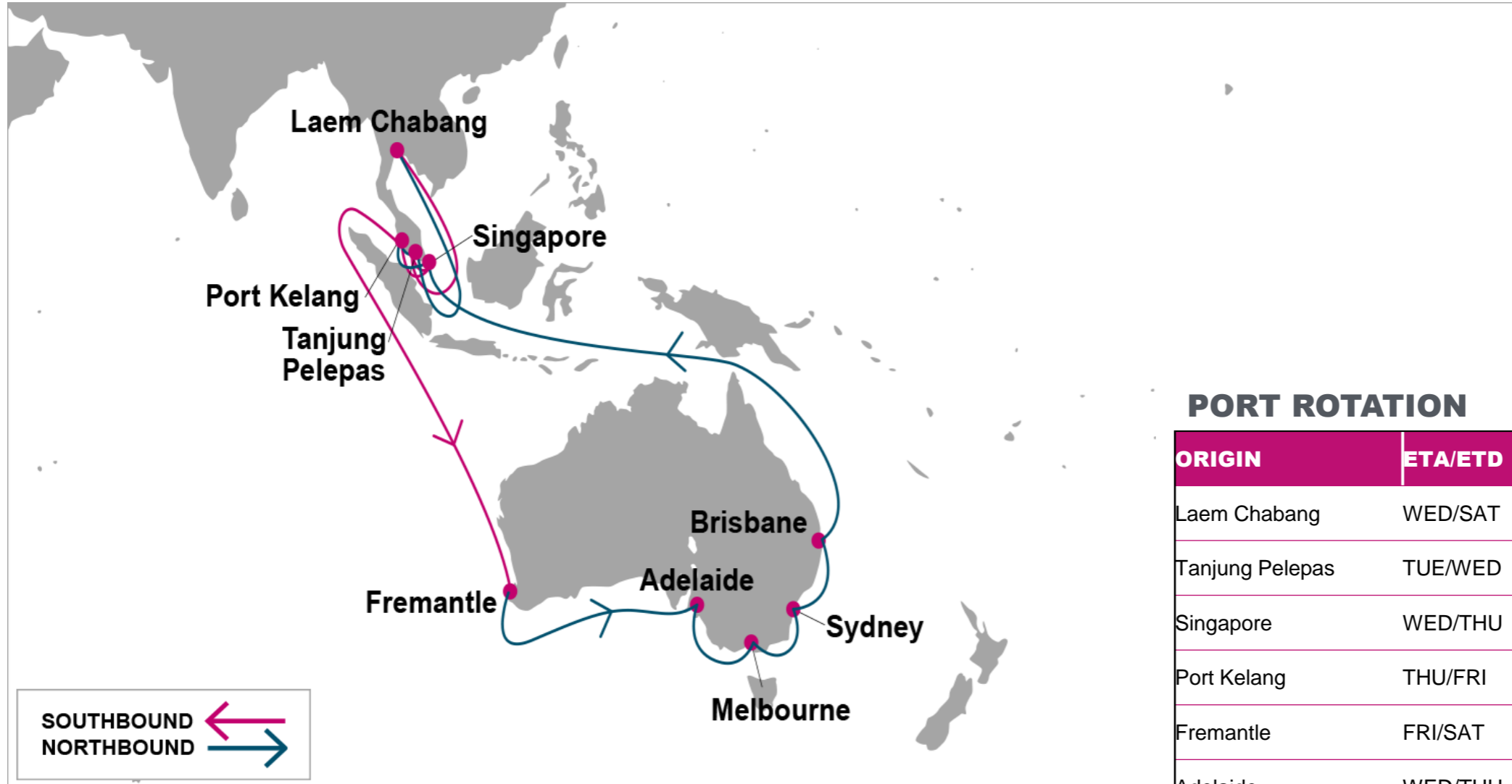
ORIGIN	ETA/ETD	TERMINAL
Xiamen	WED/WED	Xiamen Hairun Container Terminal (XRCT)
Nansha	FRI/FRI	Guangzhou South China Oceangate Terminal
Hong Kong	SAT/SAT	Modern Terminals Limited (MTL)
Yantian	SAT/SUN	Yantian International Container Terminal (YICT)
Melbourne	SUN/MON	DP World Melbourne
Sydney	WED/WED	DP World Sydney
Brisbane	FRI/SAT	DP World Brisbane
Xiamen	WED/WED	Xiamen Hairun Container Terminal (XRCT)
<b>Turnaround days: 35</b>		

S/B	MEL	SYD	BNE	N/B	XMN	NSA	HKG	YTN
XMN	18	21	23	MEL	16	18	19	19
NSA	16	19	21	SYD	14	16	17	17
HKG	15	18	20	BNE	11	13	14	14
YTN	14	17	19					

**KEY TRANSIT TABLE - UNLOCODE PORT NAME & COUNTRY NAME**

**XMN:** Xiamen, China | **NSA:** Nansha, China | **HKG:** Hong Kong, China | **YTN:** Yantian, China | **MEL:** Melbourne, Australia | **SYD:** Sydney, Australia | **BNE:** Brisbane, Australia |

For more information, please click [here](#)



**PORT ROTATION**

(Terminals are subject to change)

ORIGIN	ETA/ETD	TERMINAL
Laem Chabang	WED/SAT	APM Terminals Laem Chabang (LCB1)
Tanjung Pelepas	TUE/WED	Tanjung Pelepas
Singapore	WED/THU	PSA Singapore
Port Kelang	THU/FRI	Westports
Fremantle	FRI/SAT	Patrick Terminals
Adelaide	WED/THU	Flinders Adelaide Container Terminal
Melbourne	FRI/SUN	Victoria International Container Terminal (VICT)
Sydney	TUE/WED	Patrick Terminals
Brisbane	FRI/SAT	Patrick Terminals
Singapore	THU/FRI	PSA Singapore
Port Kelang	FRI/SAT	Westports
Tanjung Pelepas	SUN/MON	Tanjung Pelepas
Laem Chabang	WED	APM Terminals Laem Chabang (LCB1)
<b>Turnaround days: 49</b>		

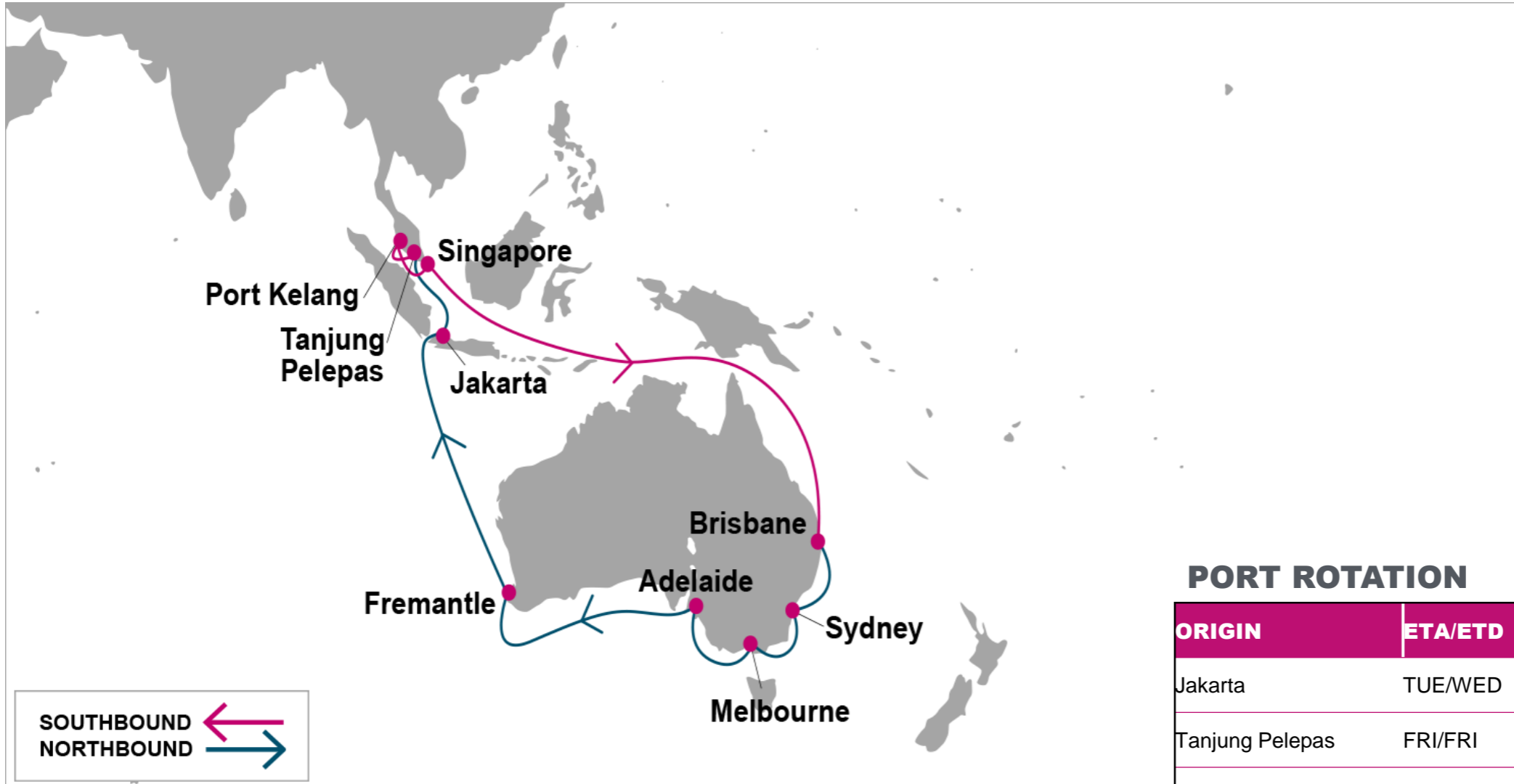
S/B	FRE	ADL	MEL	SYD	BNE	N/B	SIN	PKG	TPP	LCH
LCH	13	18	20	24	27	FRE	26	27	29	32
TPP	9	14	16	20	23	ADL	21	22	24	27
SIN	8	13	15	19	22	MEL	18	19	21	24
PKG	7	12	14	18	21	SYD	15	16	18	21
						BNE	12	13	15	18

**KEY TRANSIT TABLE** - UNLOCODE PORT NAME & COUNTRY NAME

**LCH:** Laem Chabang, Thailand | **TPP:** Tanjung Pelepas, Malaysia | **SIN:** Singapore, Singapore | **PKG:** Port Kelang, Malaysia | **FRE:** Fremantle, Australia | **ADL:** Adelaide, Australia | **MEL:** Melbourne, Australia | **SYD:** Sydney, Australia | **BNE:** Brisbane, Australia

NOTE: Transit times and port rotation are as of now and subject to change

For more information, please click [here](#)



**PORT ROTATION**

(Terminals are subject to change)

ORIGIN	ETA/ETD	TERMINAL
Jakarta	TUE/WED	New Priok Container Terminal (NPCT1)
Tanjung Pelepas	FRI/FRI	Tanjung Pelepas
Port Kelang	SAT/SUN	Westports
Singapore	MON/TUE	PSA Singapore
Brisbane	SAT/SUN	DP World Brisbane
Sydney	TUE/WED	DP World Sydney
Melbourne	FRI/SAT	DP World Melbourne
Adelaide	MON/MON	Flinders Adelaide Container Terminal
Fremantle	SUN/MON	DP World Fremantle
Jakarta	TUE/WED	New Priok Container Terminal (NPCT1)
<b>Turnaround days: 42</b>		

S/B	BNE	SYD	MEL	ADL	FRE	N/B	JKT	TPP	PKL	SIN
JKT	17	20	23	26	32	BNE	23	26	27	29
TPP	15	18	21	24	30	SYD	20	23	24	26
PKG	13	16	19	22	28	MEL	17	20	21	23
SIN	11	14	17	20	26	ADL	15	18	19	21
						FRE	8	11	12	14

**KEY TRANSIT TABLE - UNLOCODE PORT NAME & COUNTRY NAME**

**JKT:** Jakarta, Indonesia | **TPP:** Tanjung Pelepas, Malaysia | **SIN:** Singapore, Singapore | **PKG:** Port Kelang, Malaysia | **FRE:** Fremantle, Australia | **ADL:** Adelaide, Australia | **MEL:** Melbourne, Australia | **SYD:** Sydney, Australia | **BNE:** Brisbane, Australia

NOTE: Transit times and port rotation are as of now and subject to change



For more information, please click [here](#)

**PORT ROTATION**

(Terminals are subject to change)

ORIGIN	ETA/ETD	TERMINAL
Yokohama	MON/TUE	Honmoku D-5
Osaka	WED/WED	Osaka DICT(C-10,11,12)
Pusan	FRI/SAT	Pusan Newport International Terminal (PNIT)
Qingdao	SUN/MON	Qingdao Qianwan Container Terminal (QQCT)
Shanghai	TUE/WED	SIPG Yangshan Phase III (SGICT)
Ningbo	WED/THU	Ningbo Beilun International/First Container Terminals (NBCT)
Brisbane	WED/THU	Patrick Terminals
Sydney	SAT/SUN	Patrick Terminals
Melbourne	WED/THU	Patrick Terminals
Brisbane	MON/TUE	Patrick Terminals
Yokohama	MON/TUE	Honmoku D-5

**Turnaround days: 49**

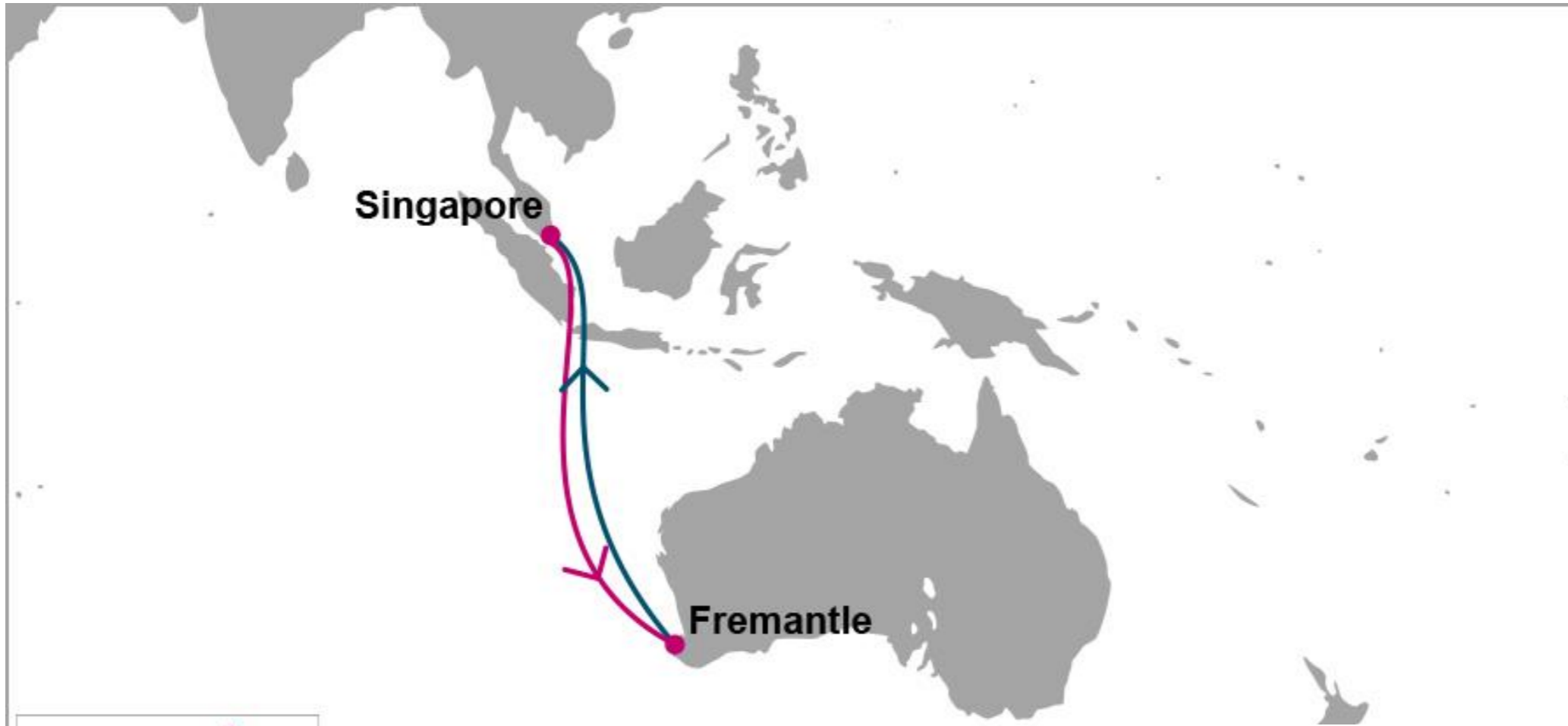
S/B	BNE	SYD	MEL	N/B	YOK	OSA	PUS	TAO	SHA	NGB
YOK	23	26	30	SYD	22	24	26	28	30	31
OSA	21	24	28	MEL	18	20	22	24	26	27
PUS	19	22	26	BNE	13	15	17	19	21	22
TAO	17	20	24							
SHA	15	18	22							
NGB	14	17	21							

**KEY TRANSIT TABLE** - UNLOCODE PORT NAME & COUNTRY NAME

**YOK:** Yokohama, Japan | **OSA:** Osaka, Japan | **PUS:** Pusan, South Korea | **TAO:** Qingdao, China | **NGB:** Ningbo, China | **SHA:** Shanghai, China | **YTN:** Yantian, | **SYD:** Sydney, Australia | **MEL:** Melbourne, Australia | **BNE:** Brisbane, Australia

NOTE: Transit times and port rotation are as of now and subject to change

For more information, please click [here](#)



**SOUTHBOUND** ←  
**NORTHBOUND** →

<b>S/B</b>	<b>FRE</b>	<b>N/B</b>	<b>SIN</b>
<b>SIN</b>	6	<b>FRE</b>	6

**PORT ROTATION**

(Terminals are subject to change)

ORIGIN	ETA/ETD	TERMINAL
Singapore	THU/FRI	PSA Singapore
Fremantle	THU/FRI	Patrick Terminals
Singapore	THU/FRI	PSA Singapore
<b>Turnaround days: 14</b>		

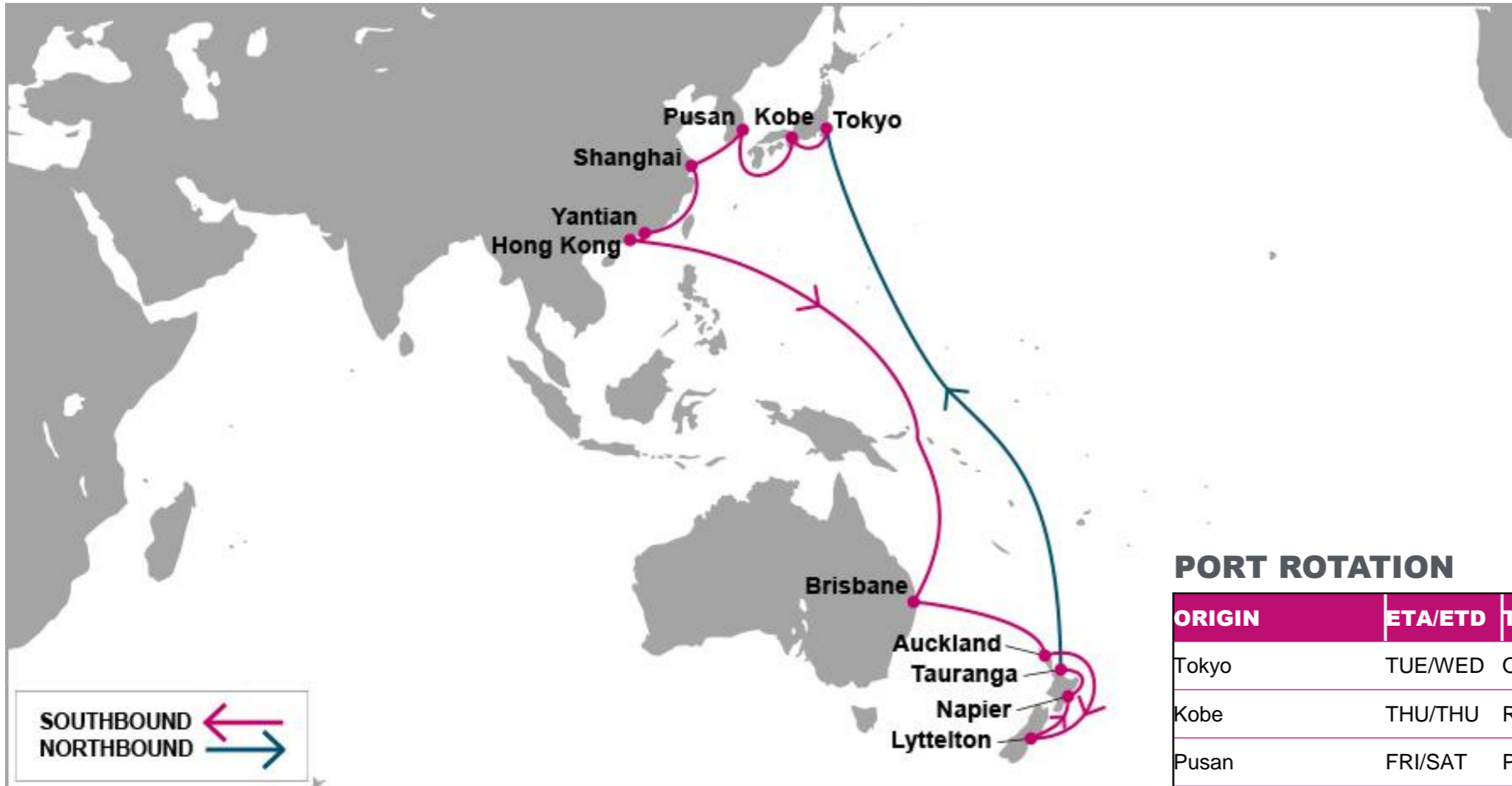
**KEY TRANSIT TABLE** - UNLOCODE PORT NAME & COUNTRY NAME

**SIN:** Singapore, Singapore | **FRE:** Fremantle, Australia

NOTE: Transit times and port rotation are as of now and subject to change



For more information, please click [here](#)



**PORT ROTATION**

(Terminals are subject to change)

ORIGIN	ETA/ETD	TERMINAL
Tokyo	TUE/WED	Ohi No.3-4 Terminal*
Kobe	THU/THU	Rokko RC-6/7*
Pusan	FRI/SAT	Pusan Newport Company (PNC)
Shanghai	SUN/MON	SIPG Waigaoqiao Phase II/III (SIPGZCT)
Yantian	WED/WED	Yantian International Container Terminal (YICT)
Hong Kong	WED/THU	Hongkong International Terminals (HIT)*
Brisbane	SUN/MON	DP World Brisbane
Auckland	FRI/SAT	Port of Auckland
Lyttelton	MON/TUE	Lyttelton Port Company
Napier	WED/THU	Port of Napier
Tauranga	THU/FRI	Port of Tauranga
Tokyo	TUE/WED	Ohi No.3-4 Terminal*

**Turnaround days:42**

S/B	BNE	AKL	LYT	NPE	TRG	N/B	TYO	UKB	PUS	SHA	YTN	HKG
TYO	18	23	26	28	29	BNE	22	24	25	27	30	30
UKB	17	22	25	27	28	AKL	17	19	20	22	25	25
PUS	15	20	23	25	26	LYT	14	16	17	19	22	22
SHA	13	18	21	23	24	NPE	12	14	15	17	20	20
YTN	11	16	19	21	22	TRG	11	13	14	16	19	19
HKG	10	15	18	20	21							

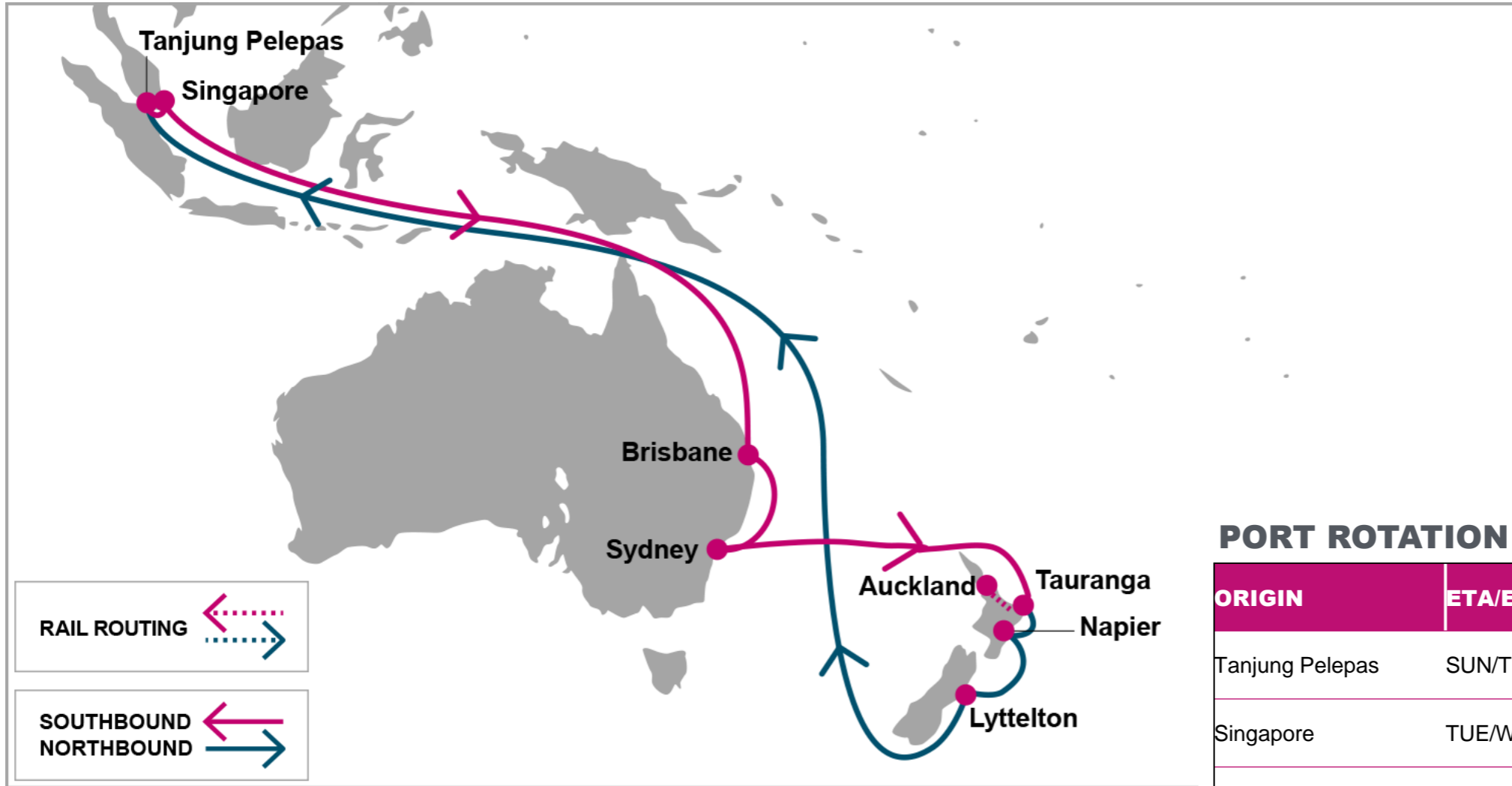
**KEY TRANSIT TABLE - UNLOCODE PORT NAME & COUNTRY NAME**

**TYO:** Tokyo, Japan | **UKB:** Kobe, Japan | **PUS:** Pusan, South Korea | **SHA:** Shanghai, China | **YTN:** Yantian, China | **HKG:** Hong Kong, China | **BNE:** Brisbane, Australia | **AKL:** Auckland, New Zealand | **LYT:** Lyttelton, New Zealand | **NPE:** Napier, New Zealand | **TRG:** Tauranga, New Zealand

NOTE: Transit times and port rotation are as of now and subject to change



For more information, please click [here](#)



**PORT ROTATION**

(Terminals are subject to change)

ORIGIN	ETA/ETD	TERMINAL
Tanjung Pelepas	SUN/TUE	Tanjung Pelepas
Singapore	TUE/WED	PSA Singapore
Brisbane	SAT/SUN	Patrick Terminals
Sydney	MON/WED	Patrick Terminals
Tauranga	SUN/TUE	Port of Tauranga
Auckland (Via Rail)	WED/THU	Metroport
Napier	THU/FRI	Port of Napier
Lyttelton	SAT/SUN	Lyttelton Port Company
Tanjung Pelepas	SUN/TUE	Tanjung Pelepas

**Turnaround days: 49**

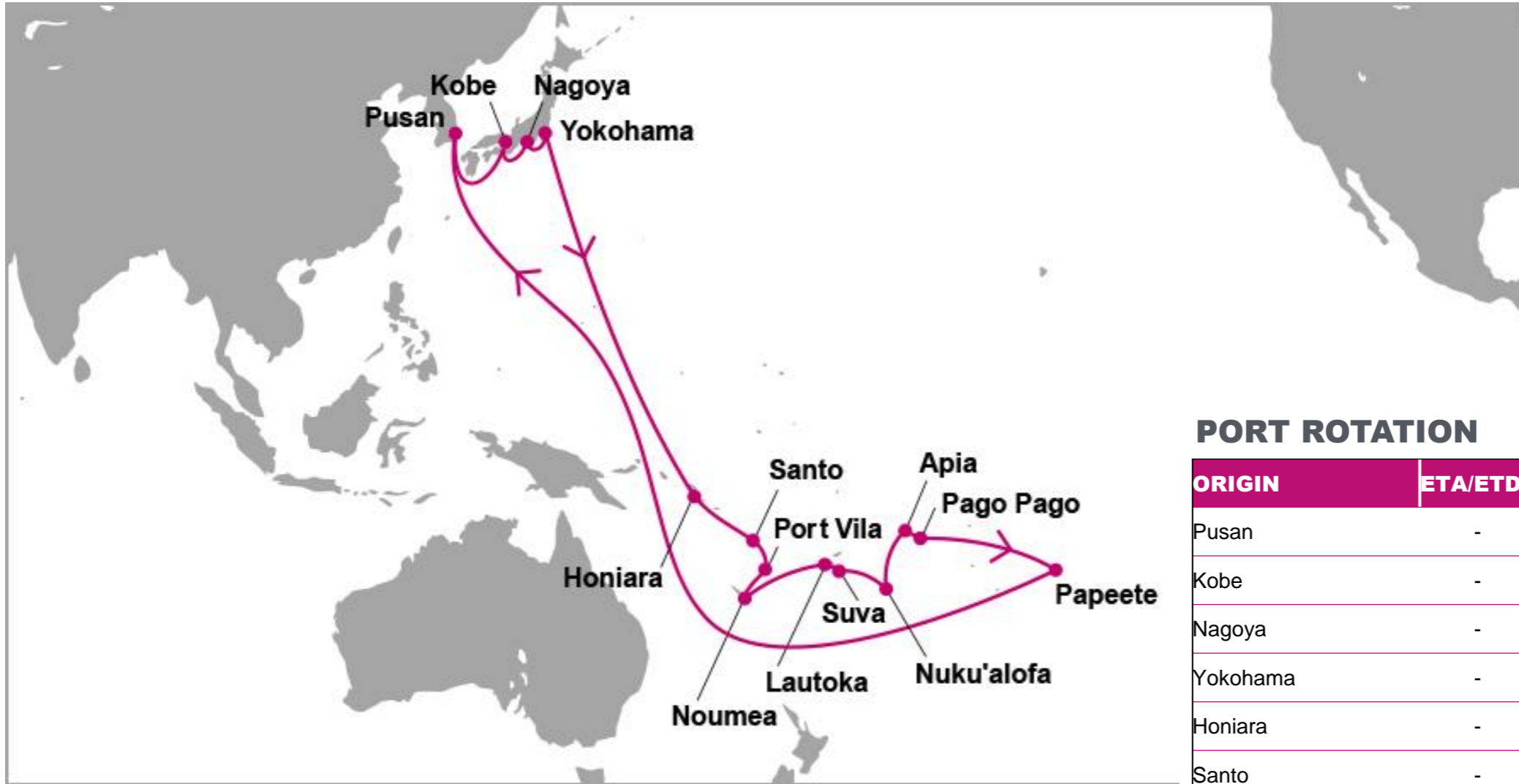
S/B	BNE	SYD	TRG	AKL	NPE	LYT	N/B	TPP	SIN
TPP	11	13	19	22	23	25	TRG	19	21
SIN	10	12	18	21	22	24	AKL	17	19
							NPE	16	18
							LYT	14	16

**KEY TRANSIT TABLE - UNLOCODE PORT NAME & COUNTRY NAME**

**TPP:** Tanjung Pelepas, Malaysia | **SIN:** Singapore, Singapore | **AKL:** Auckland, New Zealand | **TRG:** Tauranga, New Zealand | **NPE:** Napier, New Zealand | **LYT:** Lyttelton, New Zealand | **SYD:** Sydney, Australia | **BNE:** Brisbane, Australia

NOTE: Transit times and port rotation are as of now and subject to change

For more information, please click [here](#)



**PORT ROTATION**

(Terminals are subject to change)

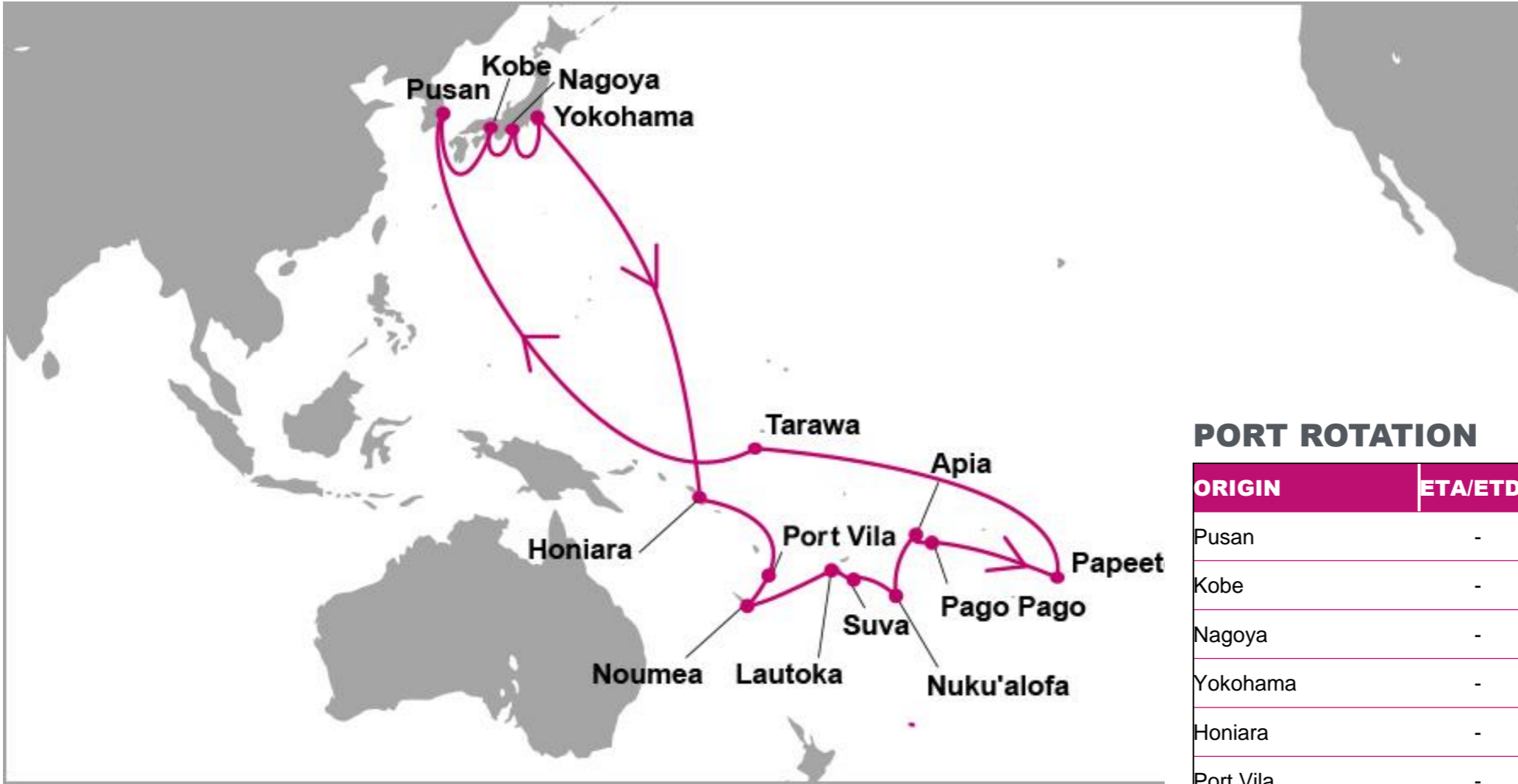
ORIGIN	ETA/ETD	TERMINAL
Pusan	-	Busan Port Terminal
Kobe	-	Rokko IS. General Berth
Nagoya	-	Nagoya Kinjo General Berth
Yokohama	-	Daikoku General Berth
Honiara	-	S.I. Ports Authority
Santo	-	Luganville Wharf
Port Vila	-	Main Wharf
Noumea	-	Port Autonome De La Nouvelle Calédo
Lautoka	-	Lautoka Port
Suva	-	Suva Port
Nuku'alofa	-	Queen Salote Wharf
Apia	-	Matautu
Pago Pago	-	Pago Pago
Papeete	-	Port Autonome De Papeete
Pusan	-	Busan Port Terminal
<b>Turnaround days:</b>	-	

S/B	HIR	SAN	VLI	NOU	LTK	SUV	TBU	APW	PPG	PPT	N/B	PUS	UKB	NGO	YOK
<b>PUS</b>	12	16	17	18	22	23	25	28	30	34	<b>HIR</b>	40	43	45	47
<b>UKB</b>	11	15	16	17	21	22	24	27	29	33	<b>SAN</b>	38	41	42	44
<b>NGO</b>	10	14	15	16	20	21	23	26	28	32	<b>VLI</b>	37	40	41	43
<b>YOK</b>	8	12	13	14	18	19	21	24	26	30	<b>NOU</b>	35	38	39	41
											<b>LTK</b>	32	35	36	38
											<b>SUV</b>	31	34	35	37
											<b>TBU</b>	28	31	32	34
											<b>APW</b>	25	28	29	31
											<b>PPG</b>	24	27	28	30
											<b>PPT</b>	19	22	23	25

**KEY TRANSIT TABLE - UNLOCODE PORT NAME & COUNTRY NAME**

**PUS:** Pusan, South Korea | **UKB:** Kobe, Japan | **NGO:** Nagoya, Japan | **YOK:** Yokohama, Japan | **HIR:** Honiara, Solomon Islands | **SAN:** Santo, Vanuatu | **VLI:** Port Vila, Vanuatu | **NOU:** Noumea, New Caledonia | **LTK:** Lautoka, Fiji | **SUV:** Suva, Fiji | **TBU:** Nuku'alofa, Kingdom of Tonga | **APW:** Apia, Samoa | **PPG:** Pago Pago, American Samoa | **PPT:** Papeete, French Polynesia

NOTE: Transit times and port rotation are as of now and subject to change



For more information, please click [here](#)

**PORT ROTATION**

(Terminals are subject to change)

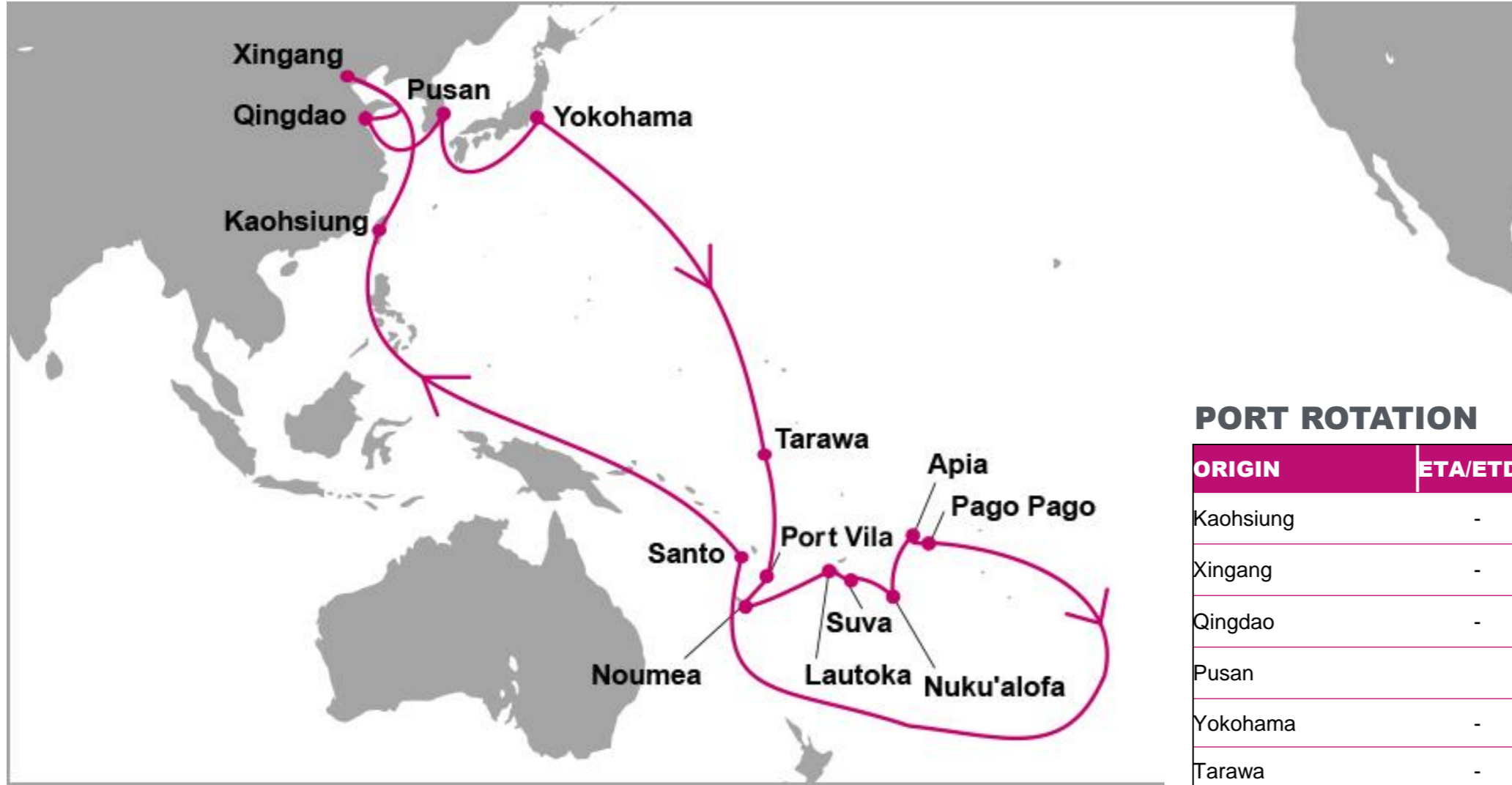
ORIGIN	ETA/ETD	TERMINAL
Pusan	-	Pusan General Berth
Kobe	-	Rokko Island I. Berth
Nagoya	-	Nagoya Terminal
Yokohama	-	Daikoku T-1 TML
Honiara	-	S.I. Ports Authority
Port Vila	-	Main Wharf
Noumea	-	Port Autonome De La Nouvelle Calédo
Lautoka	-	Lautoka Port
Suva	-	Suva Port
Nuku'alofa	-	Queen Salote Wharf
Apia	-	Matautu
Pago Pago	-	Pago Pago
Papeete	-	Port Autoome De Papeete
Tarawa	-	Kiribati Port Authority
Pusan	-	Pusan General Berth
<b>Turnaround days:</b>	-	

S/B	HIR	VLI	NOU	LTK	SUV	TBU	APW	PPG	PPT	TRW	N/B	PUS	UKB	NGO	YOK
<b>PUS</b>	14	17	19	21	22	24	26	26	32	40	<b>HIR</b>	39	43	44	45
<b>UKB</b>	12	15	17	19	20	22	24	24	30	38	<b>VLI</b>	36	40	41	42
<b>NGO</b>	11	14	16	18	19	21	23	23	29	37	<b>NOU</b>	35	39	40	41
<b>YOK</b>	10	13	15	17	18	20	22	22	28	36	<b>LTK</b>	32	36	37	38
											<b>SUV</b>	31	35	36	37
											<b>TBU</b>	30	34	35	36
											<b>APW</b>	28	32	33	34
											<b>PPG</b>	27	31	32	33
											<b>PPT</b>	22	26	27	28
											<b>TRW</b>	13	17	18	19

**KEY TRANSIT TABLE - UNLOCODE PORT NAME & COUNTRY NAME**

**PUS:** Pusan, South Korea | **UKB:** Kobe, Japan | **NGO:** Nagoya, Japan | **YOK:** Yokohama, Japan | **HIR:** Honiara, Solomon Islands | **VLI:** Port Vila, Vanuatu | **NOU:** Noumea, New Caledonia | **LTK:** Lautoka, Fiji | **SUV:** Suva, Fiji | **TBU:** Nuku'alofa, Kingdom of Tonga | **APW:** Apia, Samoa | **PPG:** Pago Pago, American Samoa | **PPT:** Papeete, French Polynesia | **TRW:** Tarawa, Kiribati

NOTE: Transit times and port rotation are as of now and subject to change



For more information, please click [here](#)

**PORT ROTATION**

(Terminals are subject to change)

ORIGIN	ETA/ETD	TERMINAL
Kaohsiung	-	Lien Hai Terminal & Stevedoring (berth 42)
Xingang	-	Tianjin Pacific International Container Terminal (TPCT)
Qingdao	-	Qingdao Qianwan Container Terminal (QQCT)
Pusan	-	Dongbu Pusan Container Terminal (DPCT)
Yokohama	-	Honmoku Terminal
Tarawa	-	Kiribati Port Authority
Port Vila	-	Main Wharf
Noumea	-	Port Autonome De La Nouvelle Calédo
Lautoka	-	Lautoka Port
Suva	-	Suva Port
Nuku'alofa	-	Queen Salote Wharf
Apia	-	Matautu
Pago Pago	-	Pago Pago
Santo	-	Luganville Wharf
Kaohsiung	-	Lien Hai Terminal & Stevedoring (berth 42)
<b>Turnaround days:</b>	-	

S/B	TRW	VLI	NOU	LTK	SUV	TBU	APW	PPG	SAN	N/B	KHH	TXG	TAO	PUS	YOK
KHH	24	29	31	34	35	38	41	41	52	TRW	30	34	36	40	44
TXG	20	25	27	30	31	34	37	37	48	VLI	25	29	31	35	39
TAO	16	21	23	26	27	30	33	33	44	NOU	23	27	29	33	37
PUS	13	18	20	23	24	27	30	30	41	LTK	20	24	26	30	34
YOK	9	14	16	19	20	23	26	26	37	SUV	18	22	24	28	32
										TBU	16	20	22	26	30
										APW	14	18	20	24	28
										PPG	13	17	19	23	27
										SAN	2	6	8	12	16

KEY TRANSIT TABLE - UNLOCODE PORT NAME & COUNTRY NAME

KHH: Kaohsiung, Taiwan | TXG: Xingang, China | TAO: Qingdao, China | PUS: Pusan, South Korea | YOK: Yokohama, Japan | TRW: Tarawa, Kiribati | VLI: Port Vila, Vanuatu | NOU: Noumea, New Caledonia | LTK: Lautoka, Fiji | SUV: Suva, Fiji | TBU: Nuku'alofa, Kingdom of Tonga | APW: Apia, Samoa | PPG: Pago Pago, American Samoa | SAN: Santo, Vanuatu

NOTE: Transit times and port rotation are as of now and subject to change